

ESD/ESL SERIES END-STACKABLE SMT TYPE



■ FEATURES

- End stackable for standard 0.1" integrated circuit pitch.
- Molded 0.3" integrated circuit packing outline allowing automatic insertion.
- Smaller size makes better heat convection during PC board reflow wave soldering.
- Top tape sealed to withstand wave soldering, board washing.
- All plastics are UL 94V-0 grade fire retardant.
- Twin contacts designed to ensure stable contact.
- Gold plated contact to ensure low contact resistance and Tin plated terminals to prevent contamination during soldering.

■ SPECIFICATIONS

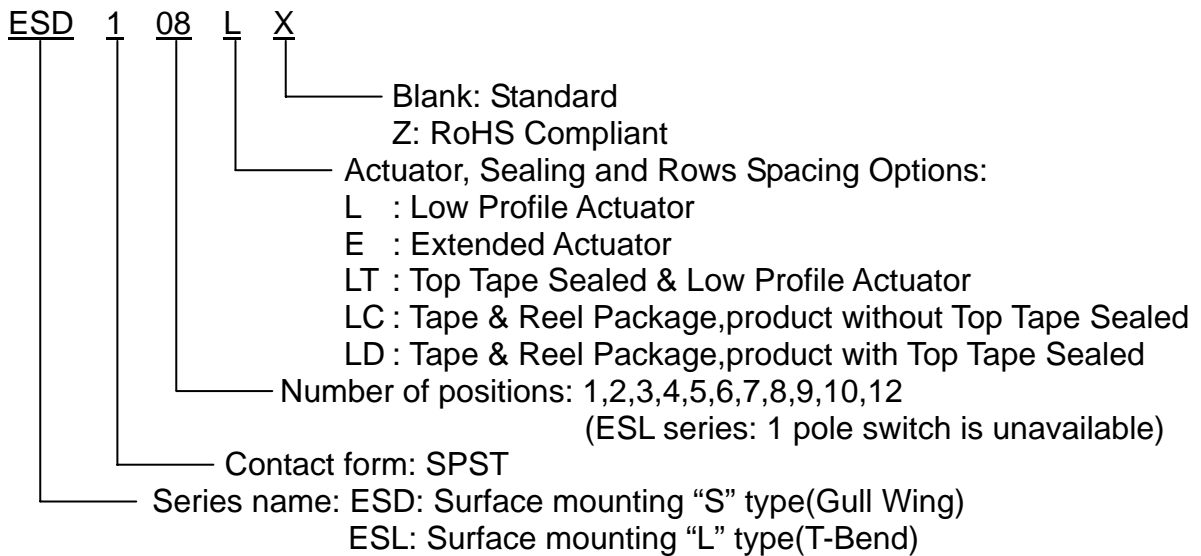
1.ELECTRICAL

● Contact rating	
switching	25mA, 24VDC
non-switching	100mA
● Contact resistance	
initial	50mΩ Max.
after life test	100mΩ Max.
● Insulation resistance	1000MΩ Min. at 100VDC
● Dielectric strength	500VDC Min. for 60 seconds
● Capacitance between adjacent switches 5pF Max.	

2.MECHANICAL and ENVIRONMENTAL

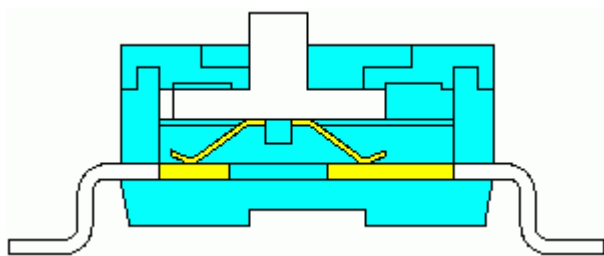
● Temperature rating	
operating	-25°C to +70°C
storage	-40°C to +85°C
● Operation force	800g Max.
● Mechanical life	2000 operations
● Humidity	95% RH, 40°C for 96 Hrs.
● Vibration	Per MIL-STD-202F, method 204D.
● Reflow soldering heat for SMT type (reference only)	

■ PART NUMBERING SYSTEM

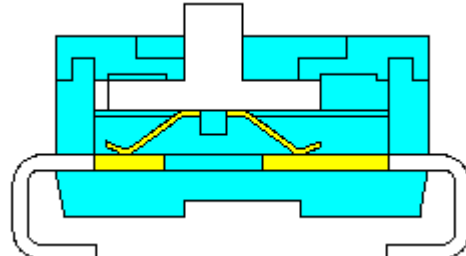


■ **CONSTRUCTION**

ESD





ESL



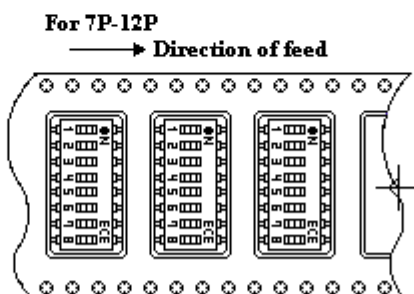
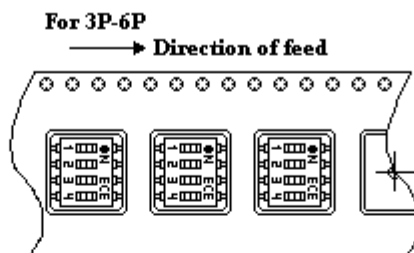
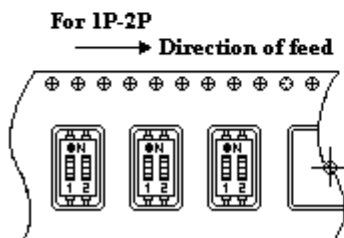

■ **OPTIONS**

1. Special marking and case color available
2. Extended Actuator

3. Top Tape Sealed



4. Tape & Reel Packaging (per EIA STANDARD)



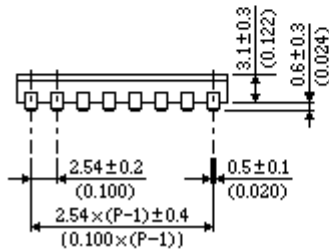
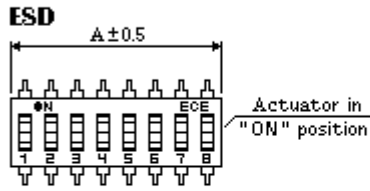
Pole	No. of pcs per reel
1P	2000
2P	1300
3P	1000
4P	1000
5P	1000
6P	1000
7P	1000
8P	1000
10P	1000
12P	1000

(ESL series: 1 pole switch is unavailable)

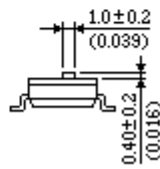
DIMENSIONS AND CIRCUITRY

DIMENSION A		Unit:mm(inch)										ESD
Positions		1	2	3	4	5	6	7	8	9	10	12
A		2.50 (0.098)	5.04 (0.198)	7.58 (0.298)	10.12 (0.398)	12.66 (0.498)	15.20 (0.598)	17.74 (0.698)	20.28 (0.798)	22.82 (0.898)	25.36 (0.998)	30.43 (1.198)

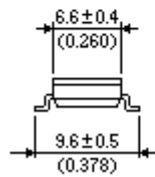
CIRCUIT DIAGRAM



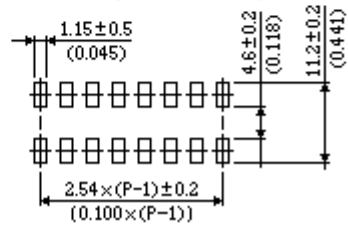
(E) TYPE



(L) TYPE



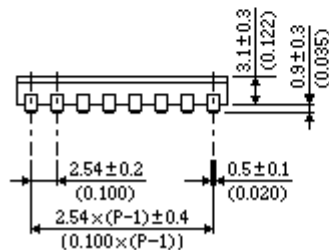
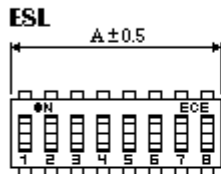
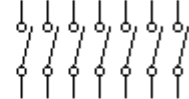
P.C.B LAYOUT
(TOP VIEW)



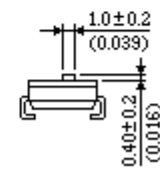
DIMENSION A		Unit:mm(inch)										ESL
Positions		1	2	3	4	5	6	7	8	9	10	12
A		2.50 (0.098)	5.04 (0.198)	7.58 (0.298)	10.12 (0.398)	12.66 (0.498)	15.20 (0.598)	17.74 (0.698)	20.28 (0.798)	22.82 (0.898)	25.36 (0.998)	30.43 (1.198)

(ESL series: 1 pole switch is unavailable)

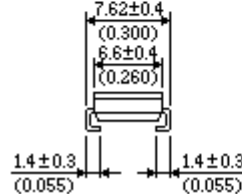
CIRCUIT DIAGRAM



(E) TYPE



(L) TYPE



P.C.B LAYOUT
(TOP VIEW)

