


## EAH SERIES AUTO INSERTING TYPE

### ■ FEATURES

- Same size with IC, can be assembled by any automatic IC inserter.
- Molded 0.3" integrated circuit packing outline allowing automatic insertion.
- Smaller size makes better heat convection during PC board wave soldering.
- Top tape sealed to withstand wave soldering, board washing.
- All plastics are UL 94V-0 grade fire retardant.
- Twin contacts designed to ensure stable contact.
- Gold plated contact to ensure low contact resistance and Tin plated terminals to prevent contamination during soldering.



### ■ SPECIFICATIONS

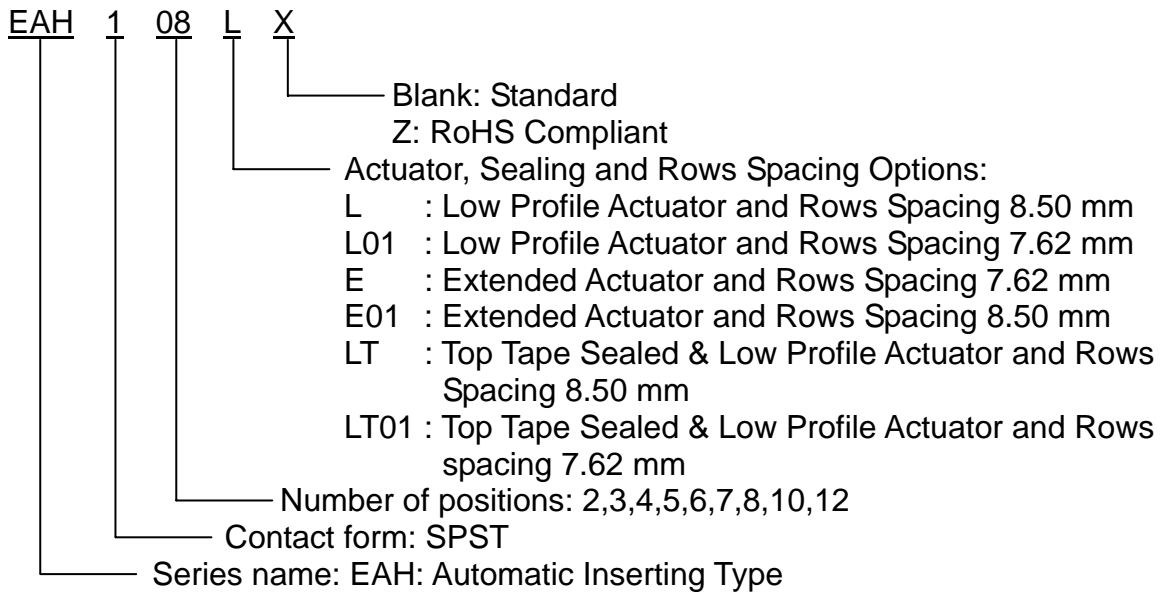
#### 1.ELECTRICAL

● Contact rating	
switching	25mA, 24VDC
non-switching	100mA
● Contact resistance	
initial	50mΩ Max.
after life test	100mΩ Max.
● Insulation resistance	1000MΩ Min. at 100VDC
● Dielectric strength	500VDC Min. for 60 seconds
● Capacitance between adjacent switches 5pF Max.	

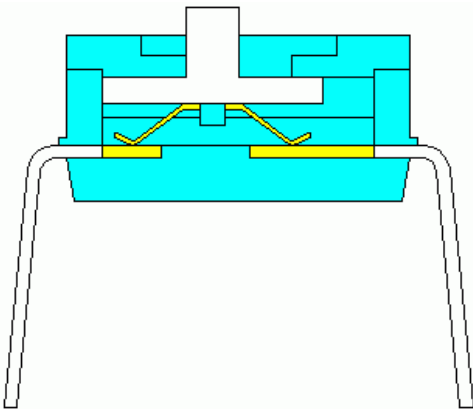
#### 2.MECHANICAL and ENVIRONMENTAL

● Temperature rating	
operating	-25°C to +70°C
storage	-40°C to +85°C
● Operation force	800g Max.
● Mechanical life	2000 operations
● Humidity	95% RH, 40°C for 96 Hrs.
● Vibration	Per MIL-STD-202F, method 204D.
● Solderability	after flux 230±5°C for 5±0.5 seconds, 95% coverage
● Resistance to soldering heat	260±5°C for 5±1 seconds.

## ■ PART NUMBERING SYSTEM



## ■ CONSTRUCTION





## ■ OPTIONS

1. Special marking and case color available upon request
2. Two kinds of pitch available

Actuator	Pitch(mm)	
	Standard	Option
L	8.50	7.62
E	7.62	8.50

3. Extended Actuator

4. Tape Sealed



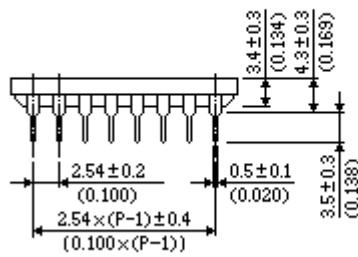
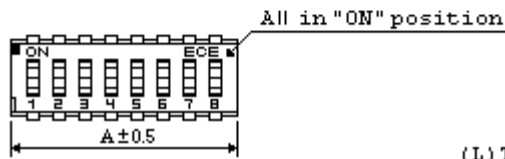
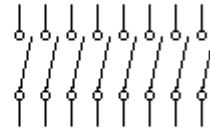
## DIMENSIONS AND CIRCUITRY

### DIMENSION A

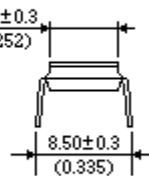
Positions	2	3	4	5	6	7	8	10	12
A	6.88 (0.271)	9.42 (0.371)	11.96 (0.471)	14.50 (0.571)	17.04 (0.671)	19.58 (0.771)	22.12 (0.871)	27.20 (1.071)	32.28 (1.271)

Unit:mm(inch)

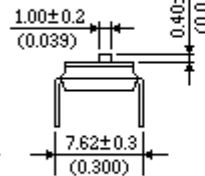
### CIRCUIT DIAGRAM



### (L) TYPE



### (E) TYPE



### P.C.B. LAYOUT (TOP VIEW)

